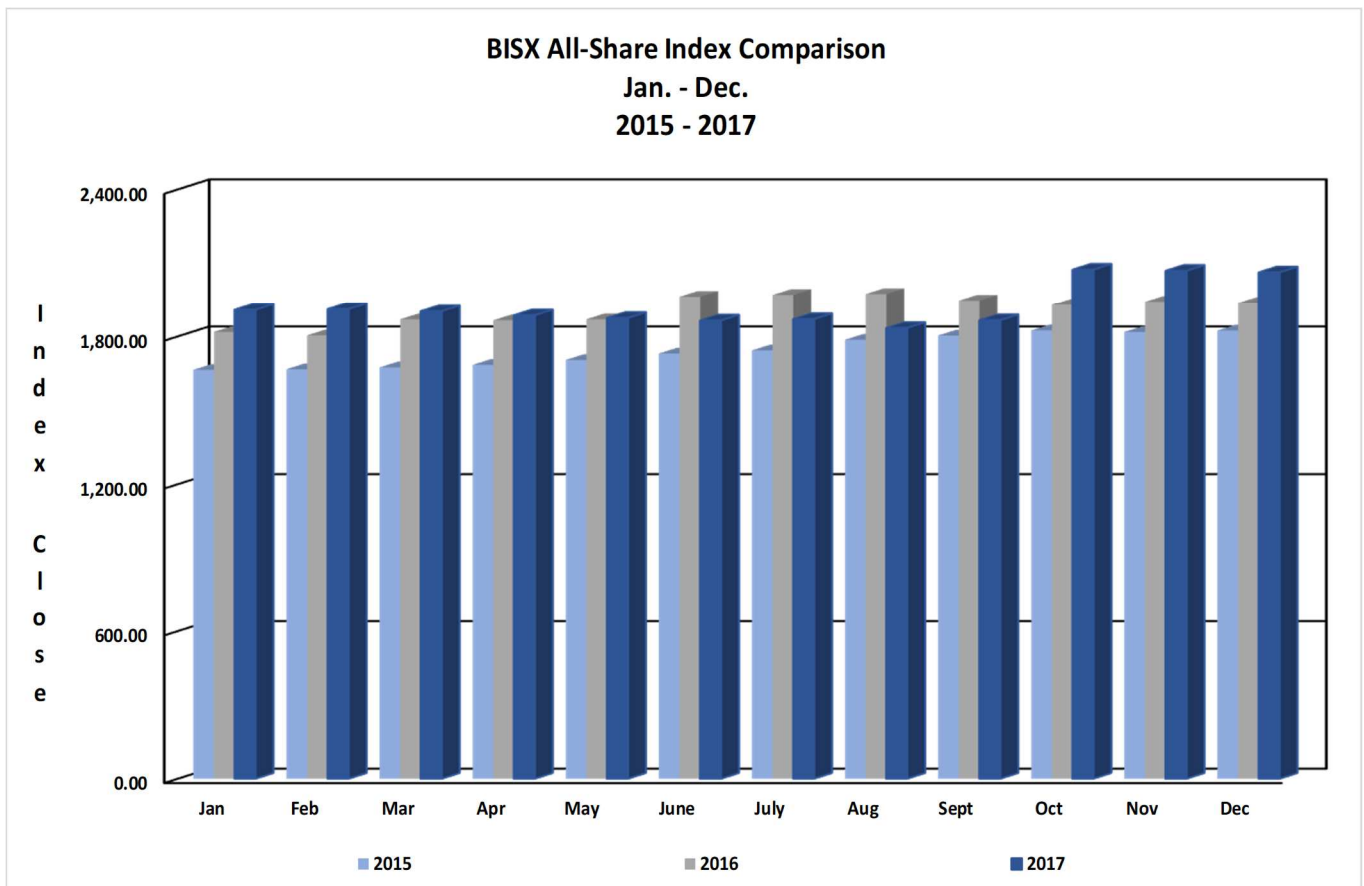


BISX PRESS RELEASE

FOR IMMEDIATE PUBLICATION

JANUARY TO DECEMBER 2017 STATISTICAL REPORT



BISX is pleased to announce its BISX All-Share Index and trading statistics for the twelve-month period ending December 29, 2017 with comparison to the same period of 2016.

BISX ALL SHARE INDEX

For the twelve-month period ending December 29, 2017 the BISX All-Share Index closed at 2,063.57. This represents a year to date increase of 125.36 or 6.47%. By comparison for the twelve-month period ending December 30, 2016 the BISX All-Share Index closed at 1,938.21. That increase was a year to date increase of 114.26 or 6.26%. The BISX All-Share Index is a market capitalization weighted index comprised of all primary market listings excluding debt securities.



Bahamas International Securities Exchange

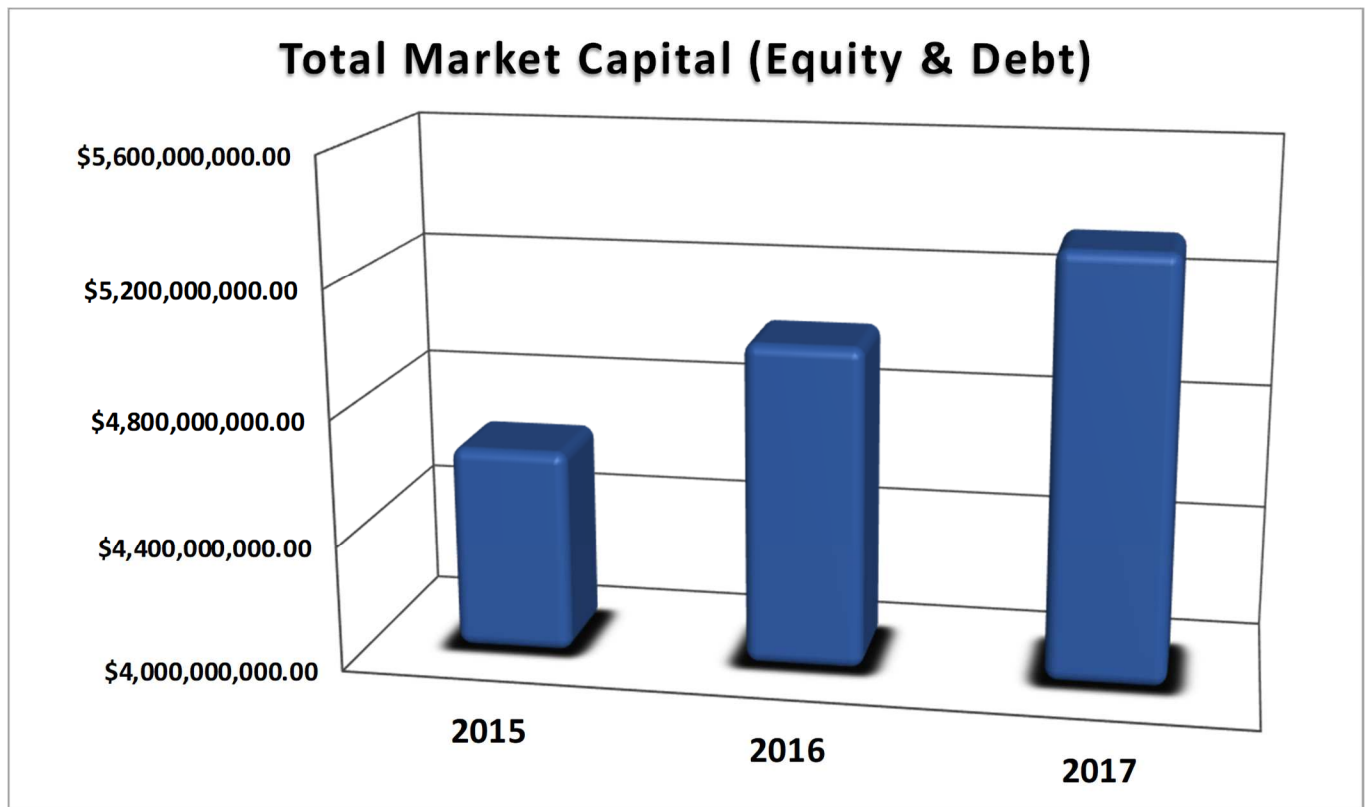
Bahamas International Securities Exchange
Suite 201 Fort Nassau Centre
British Colonial Hilton, Bay Street
P. O. Box EE-15672, Nassau, Bahamas

Telephone: (242) 323-2330 Facsimile: (242) 323-2320
Email: info@bisxbahamas.com Website: www.biisxbahamas.com

As at December 29, 2017 the market was comprised of 20 ordinary shares with a market capitalization of \$4.43 Billion. In addition, there were 13 preference shares with a market capitalization of \$327 Million and 19 bonds with a face value of \$579 Million.

MARKET CAPITAL

Over the 3-year period 2015 to 2017, the market value of all securities listed on BISX has shown increases as indicated by the chart below:





Bahamas International Securities Exchange

Bahamas International Securities Exchange
 Suite 201 Fort Nassau Centre
 British Colonial Hilton, Bay Street
 P. O. Box EE-15672, Nassau, Bahamas

Telephone: (242) 323-2330 Facsimile: (242) 323-2320
 Email: info@bisxbahamas.com Website: www.biisxbahamas.com

COMPARISON OF BISX ALL SHARE INDEX TO INTERNATIONAL INDICES

Over the 12-month period January 1 to December 29, 2017, some international equity markets have experienced decreases / increases as indicated by the chart below:

Closing Date	MSCI Emerging Market Index	S&P 500 Index	FTSE 100 Index	BISX All Share Index
Dec 30, 2016	862.27	2,238.83	7,142.83	1,938.21
Dec 29, 2017	1,158.45	2,673.61	7,687.87	2,063.57
Percentage Change (+/-)	34.35%	19.42%	7.63%	6.47%

TOTAL TRADES BY SECURITY CLASS

For the twelve-month period ending December 29, 2017, each type of security produced the totals in the chart below.

TYPE OF SECURITY	NUMBER OF TRADES	VOLUME	VALUE
Ordinary Shares	1,207	4,975,624	29,199,624
Preference Shares	47	139,661	2,087,143
Corporate Bonds	3	22	22,000
Government Bonds	32	13,288	13,288,000
Total	1,289	5,128,595	44,596,767

TRADING VOLUMES AND VALUES

Trading volume for the twelve-month period January 1, 2017 to December 29, 2017 was 5,128,595 shares for a value of \$44,596,767. Trading volume for the twelve-month period January 1, 2016 to December 30, 2016 was 5,552,593 shares for a value of \$40,070,454.82.

Trading volume for the three-month period October 1 to December 29, 2017 was 1,714,335 shares for a value of \$8,151,746. By comparison, for the three-month period from October 1 to December 30, 2016 was 1,738,991 shares for a value of \$14,748,550.66.



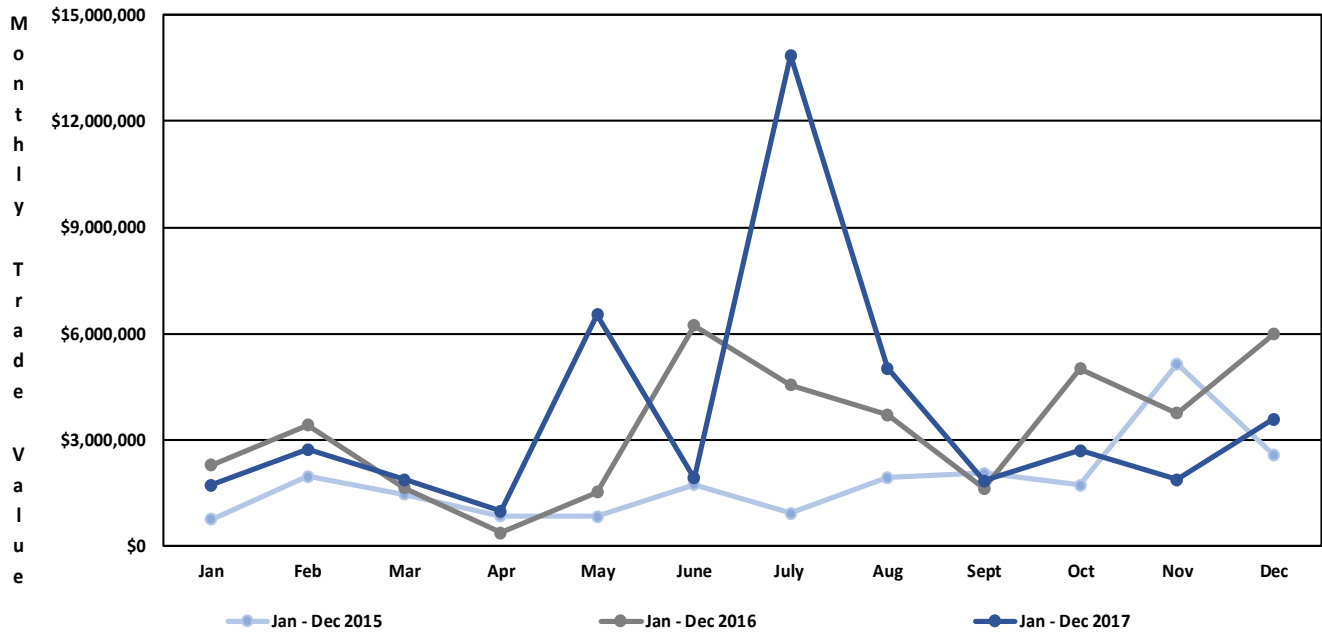
Bahamas International Securities Exchange

Bahamas International Securities Exchange
 Suite 201 Fort Nassau Centre
 British Colonial Hilton, Bay Street
 P. O. Box EE-15672, Nassau, Bahamas

Telephone: (242) 323-2330 Facsimile: (242) 323-2320
 Email: info@bisxbahamas.com Website: www.biisxbahamas.com

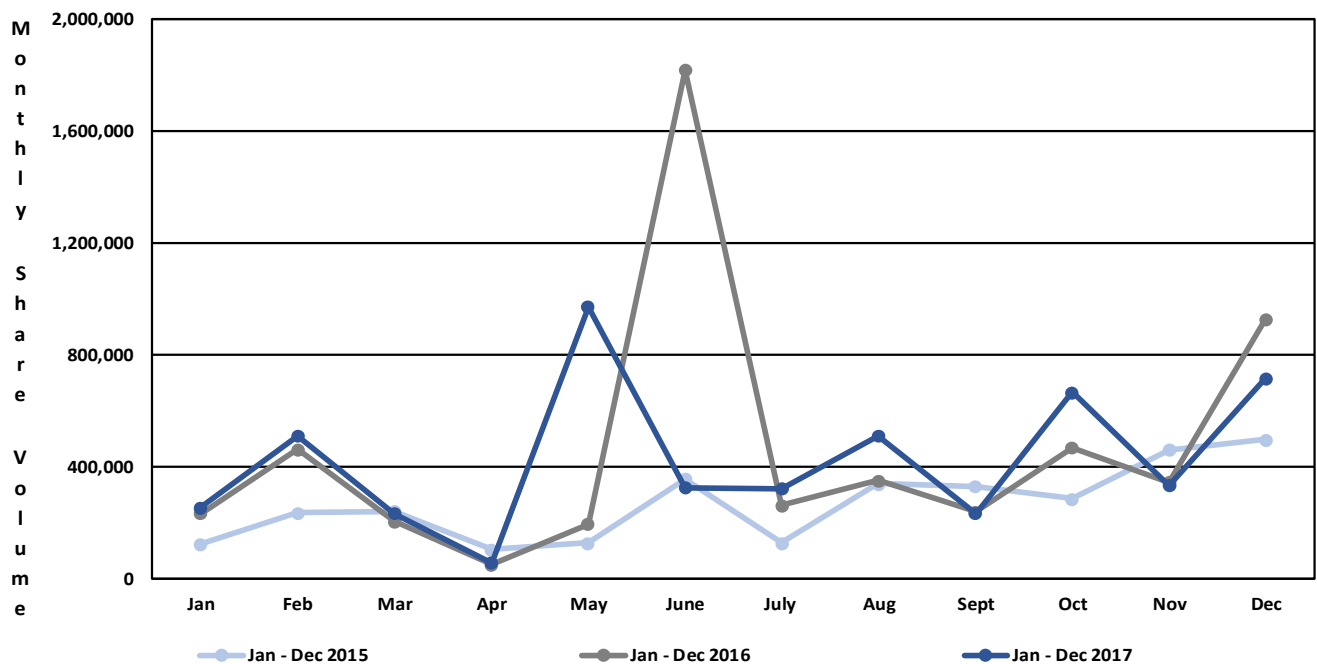
12 MONTH TRADE VALUE COMPARISON

Jan. - Dec.



12 MONTH TRADE VOLUME COMPARISON

Jan. - Dec.





Bahamas International Securities Exchange

Bahamas International Securities Exchange
 Suite 201 Fort Nassau Centre
 British Colonial Hilton, Bay Street
 P. O. Box EE-15672, Nassau, Bahamas

Telephone: (242) 323-2330 **Facsimile:** (242) 323-2320
Email: info@bisxbahamas.com **Website:** www.biisxbahamas.com

AVERAGE DAILY VOLUME AND VALUE

For the twelve-month period ending December 29, 2017, the average daily trading volume was 20,399 shares which resulted in an average daily trading value of \$178,989.46. By comparison for the twelve-month period December 30, 2016 the average daily trading volume was 22,240 shares for an average value of \$160,910.10.

During the three-month period from October 1, 2017 to December 29, 2017, the average volume per trading day was 28,165 shares for a value of \$134,035.34. By comparison, for the three-month period from October 1, 2016 to December 30, 2016, the average volume per trading day was 28,460 shares for an average value of \$90,523.05.

Month	Avg. volume / trading day (2017)	Avg. volume / trading day (2016)	Avg. value / trading day (2017)	Avg. value / trading day (2016)
JAN.	12,721	11,672	\$86,069.82	\$114,183.37
FEB.	25,474	21,979	\$135,899.61	\$162,333.08
MAR.	10,097	9,720	\$81,529.57	\$78,322.27
APR.	3,125	2,381	\$54,795.52	\$17,441.96
MAY	42,282	9,224	\$283,731.84	\$72,052.88
JUN.	16,271	86,565	\$95,509.03	\$296,856.53
JUL.	16,073	13,142	\$692,798.69	\$227,501.47
AUG.	23,177	15,938	\$228,043.63	\$168,210.15
SEPT.	11,077	10,883	\$87,389.80	\$73,665.50
OCT.	31,702	23,371	\$128,209.05	\$250,345.00
NOV.	15,167	15,691	\$85,104.59	\$170,646.00
DEC.	37,627	46,319	\$188,792.37	\$299,372.00
Avg. for Period	20,399	22,240	\$178,989.46	\$160,910.10



Bahamas International Securities Exchange

Bahamas International Securities Exchange
Suite 201 Fort Nassau Centre
British Colonial Hilton, Bay Street
P. O. Box EE-15672, Nassau, Bahamas

Telephone: (242) 323-2330 Facsimile: (242) 323-2320
Email: info@bisxbahamas.com Website: www.biisxbahamas.com

SHARE VOLUME AND VALUE LEADERS (TWELVE MONTH PERIOD)

The top five share volume leaders on BISX for the twelve-month period January 1, 2017 to December 29, 2017 with their contribution to total traded volume displayed as a percentage were:

SYMBOL	TRADE VOLUME	% OF VOLUME
AML	1,137,119	22.3%
CBL	977,058	19.2%
CHL	860,926	16.9%
CAB	649,295	12.7%
FCL	353,921	6.9%

The top five share value leaders for the twelve-month period January 1, 2017 to December 29, 2017 with their contribution to total traded value displayed as a percentage were:

SYMBOL	TRADE VALUE	% OF TRADE VALUE
CBL	\$8,527,458.94	19.3%
BG0407	\$7,215,000.00	16.3%
CHL	\$5,093,242.72	11.5%
AML	\$4,880,583.29	11.0%
BG0207	\$3,952,000.00	8.9%

SHARE VOLUME AND VALUE LEADERS (THREE MONTH PERIOD)

The top five share volume leaders on BISX for the three-month period October 1, 2017 to December 29, 2017 with their contribution to total traded volume displayed as a percentage were:

SYMBOL	TRADE VOLUME	% OF VOLUME
AML	504,475	29.4%
CBL	284,945	16.6%
DHS	255,600	14.9%
CAB	250,775	14.6%
BOB	80,887	4.7%



Bahamas International Securities Exchange

Bahamas International Securities Exchange
Suite 201 Fort Nassau Centre
British Colonial Hilton, Bay Street
P. O. Box EE-15672, Nassau, Bahamas

Telephone: (242) 323-2330 **Facsimile:** (242) 323-2320
Email: info@bisxbahamas.com **Website:** www.biisxbahamas.com

The top five share value leaders for the three-month period October 1, 2017 to December 29, 2017 with their contribution to total traded value displayed as a percentage were:

SYMBOL	TRADE VALUE	% OF TRADE VALUE
AML	\$2,122,585.17	26.0%
CBL	\$1,394,673.00	17.1%
CAB	\$929,465.50	11.4%
BG0107	\$590,000.00	7.2%
DHS	\$384,355.50	4.7%

For Additional Information Contact:

Elude Michel-Sturup
Tel: 242-323-2330
Fax: 242-323-2320
Email: info@bisxbahamas.com